

TRS100

Content Uniformity Redefined

Cobalt Light Systems' TRS100 transmission Raman system is the next generation in real-time non-destructive content uniformity measurement. Simple to use, the TRS100's automated analysis replaces laborious HPLC-based methods for solid dosage forms. Easier to implement than other spectroscopic techniques, Cobalt's transmission Raman technology simplifies method-development for routine quality control.

The TRS100 allows rapid, accurate quantitative analysis of tablets, capsules, powders and other dosage forms with no sample preparation. Intact tablets or capsules are loaded on to a flexible tray system and individually scanned by our transmission Raman system in less than one second per sample. This spectroscopic technique allows quantitative determination of single or multiple actives in one rapid measurement.

With results in seconds, not minutes or even hours, Cobalt's TRS100 reduces testing resource to decrease release time and improve product quality.

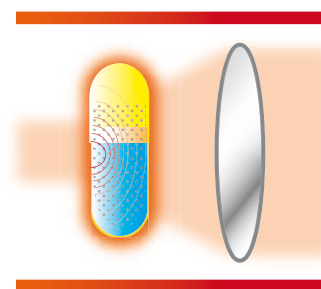
Transmission Raman Technology

Cobalt's TRS100 harnesses the spectroscopic power of Raman with the analytical power of whole unit-dose analysis. Being less sensitive to product variations, such as particle size and compaction, transmission Raman spectroscopy* (TRS) penetrates most tablet coatings and capsule shells and samples the entire volume of the product for a more reliable assay. TRS analysis minimises method development effort and provides the best possible limit-of-detection, accuracy and precision for a non destructive spectroscopic method.

- Easy-to-build calibration models – often only a few samples are required
- Works through capsule shells, coatings and plastic or glass containers
- No sample preparation or user-dependent operations
- APIs, excipients, polymorphs and other crystalline forms

*For peer-reviewed reference articles see

www.coballight.com/publications/journals



Automated Analysis

The TRS100 testing system is a completely automated content uniformity testing system. Once the tray is inserted the process is controlled in software with no further user interaction. As each sample is individually analysed, statistics about content batch uniformity and process variation can be quantified and reported in minutes.

**EASY
TO
SET-UP
AND
USE**



**INSERT
TRAY**

**SELECT
TEST**


**RESULT
REPORTED**

Flexible and repeatable
sample presentation ensures
the best analytical precision.

ContentQC

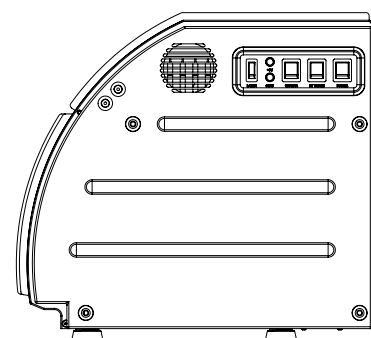
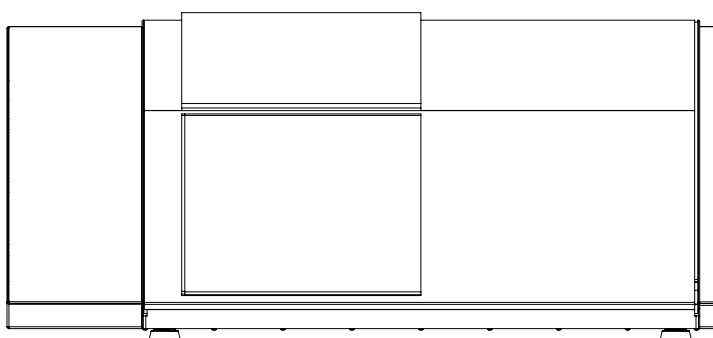
The TRS100 includes Cobalt's bespoke routine analysis software ContentQC. ContentQC is a fully integrated tool for pharmaceutical analysis and complies with the FDA's 21CFR part 11 regulatory guidelines. It provides a simple but powerful user interface for measurement, analysis, audit-trail recording and reporting.

- Built-in chemometric analysis suite
- Flexible user permissions control
- Secure audit trail database with LIMS interfacing
- Built-in reporting tools



TRS100

Quantitative Analysis for tablets, capsules and powders



Dimensions: 1124 mm wide / 521 mm high / 575 mm deep

Safety

- Class 1 laser system – interlocked
- CE marked

Power requirements

- 90-264VAC 50-60Hz

Software

- 21CFR 11 compliant
- ERES records compliant
- Integrated method development and routine protocols

Hardware

- Dedicated transmission Raman platform built to GAMP 5 guidelines

Sample trays

- 300cm² active sample area

Cobalt Light Systems Limited
Electron building
Fermi Avenue
Harwell Oxford
Oxfordshire OX11 0QR
UK

Tel: +44 1235 433 200

Fax: +44 1235 433 212

email: info@coballight.com



ISO 9001



Insight from Light